



# Upflow

**IMPORTANT:** Run furnace at least 10 minutes before taking measurements, except for the Standby Line and Low Voltage measurements, which should be taken before the furnace is turned on.

Supply Air Temperature (A) \_\_\_\_\_ °F

Supply Air Static Pressure - Downstream of Coil + \_\_\_\_\_ "WC.

Evaporator Coil (if applicable)

Supply Air Static Pressure - Upstream of Coil + \_\_\_\_\_ "WC.  
(Drill through A-plate of coil to get this static measurement)

If the system does not include an evaporator coil, only one Supply Air Static Pressure measurement is needed.

Blower Motor Speed Tap (Heating) \_\_\_\_\_  
(Cooling) \_\_\_\_\_

Actual Voltage (Measured)

(Standby) Line Voltage\* \_\_\_\_\_

(Running) Line Voltage \_\_\_\_\_

(Standby) Low Voltage\* \_\_\_\_\_

(Running) Low Voltage \_\_\_\_\_

Unit Ground (Yes/No)? \_\_\_\_\_

Return Air Static Pressure - \_\_\_\_\_ "WC.

Filter Type/Size \_\_\_\_\_

Filter Condition \_\_\_\_\_

Return Air Temperature (B) \_\_\_\_\_ °F

Plenum Size:  
Return \_\_\_\_\_  
Supply \_\_\_\_\_

(A) - (B) = \_\_\_\_\_ °F Temperature Rise      Total Static Pressure \_\_\_\_\_ "WC.      Number of Runs \_\_\_\_\_

\* Measure before the furnace is put into operation.

# Counterflow

**IMPORTANT:** Run furnace at least 10 minutes before taking measurements, except for the Standby Line and Low Voltage measurements, which should be taken before the furnace is turned on.

Filter Type/Size \_\_\_\_\_

Filter Condition \_\_\_\_\_

Return Air Temperature (B) \_\_\_\_\_ °F

Return Air Static Pressure - \_\_\_\_\_ "WC.

Supply Air Static Pressure - Upstream of Coil + \_\_\_\_\_ "WC.

Supply Air Static Pressure - Downstream of Coil + \_\_\_\_\_ "WC.  
(Drill through A-plate of coil to get this static measurement)

If the system does not include an evaporator coil, only one Supply Air Static Pressure measurement is needed.

Evaporator Coil (if applicable)

Supply Air Temperature (A) \_\_\_\_\_ °F

Plenum Size:  
Return \_\_\_\_\_  
Supply \_\_\_\_\_

Number of Runs \_\_\_\_\_

(A) - (B) = \_\_\_\_\_ °F Temperature Rise

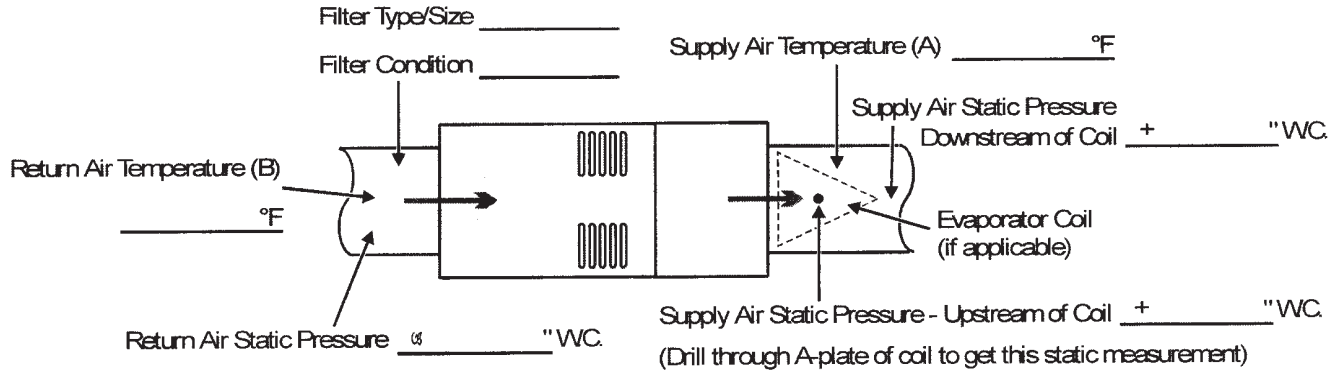
Blower Motor Speed Tap (Heating) \_\_\_\_\_  
(Cooling) \_\_\_\_\_

Total Static Pressure \_\_\_\_\_ "WC.

\* Measure before the furnace is put into operation.

## Horizontal – Left to Right Airflow

**IMPORTANT:** Run furnace at least 10 minutes before taking measurements, except for the Standby Line and Low Voltage measurements, which should be taken before the furnace is turned on.



### Actual Voltage (Measured)

(Standby) Line Voltage\* \_\_\_\_\_  
(Running) Line Voltage \_\_\_\_\_  
(Standby) Low Voltage\* \_\_\_\_\_  
(Running) Low Voltage \_\_\_\_\_  
Unit Ground (Yes/No)? \_\_\_\_\_

### Plenum Size:

Return \_\_\_\_\_  
Supply \_\_\_\_\_  
Number of Runs \_\_\_\_\_

If the system does not include an evaporator coil, only one Supply Air Static Pressure measurement is needed.

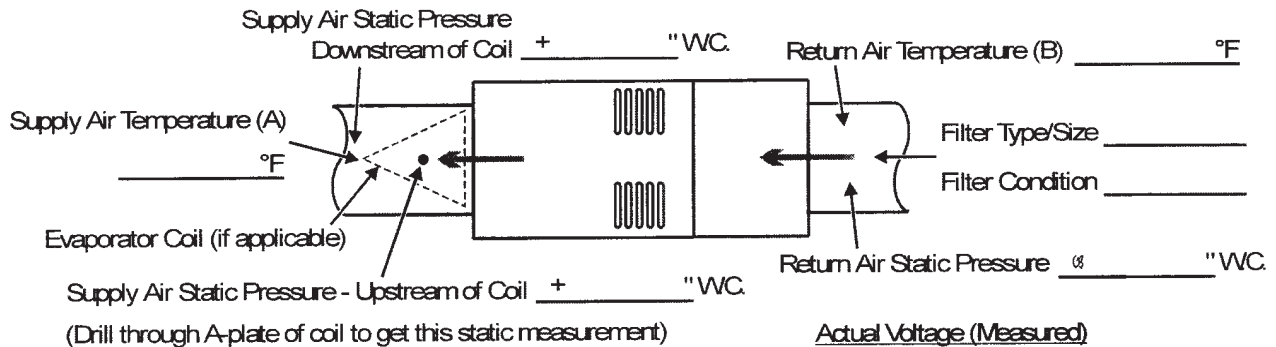
Blower Motor Speed Tap (Heating) \_\_\_\_\_  
(Cooling) \_\_\_\_\_

\* Measure before the furnace is put into operation.

(A) - (B) = \_\_\_\_\_ °F Temperature Rise      Total Static Pressure \_\_\_\_\_ "WC.

## Horizontal – Right to Left Airflow

**IMPORTANT:** Run furnace at least 10 minutes before taking measurements, except for the Standby Line and Low Voltage measurements, which should be taken before the furnace is turned on.



If the system does not include an evaporator coil, only one Supply Air Static Pressure measurement is needed.

### Actual Voltage (Measured)

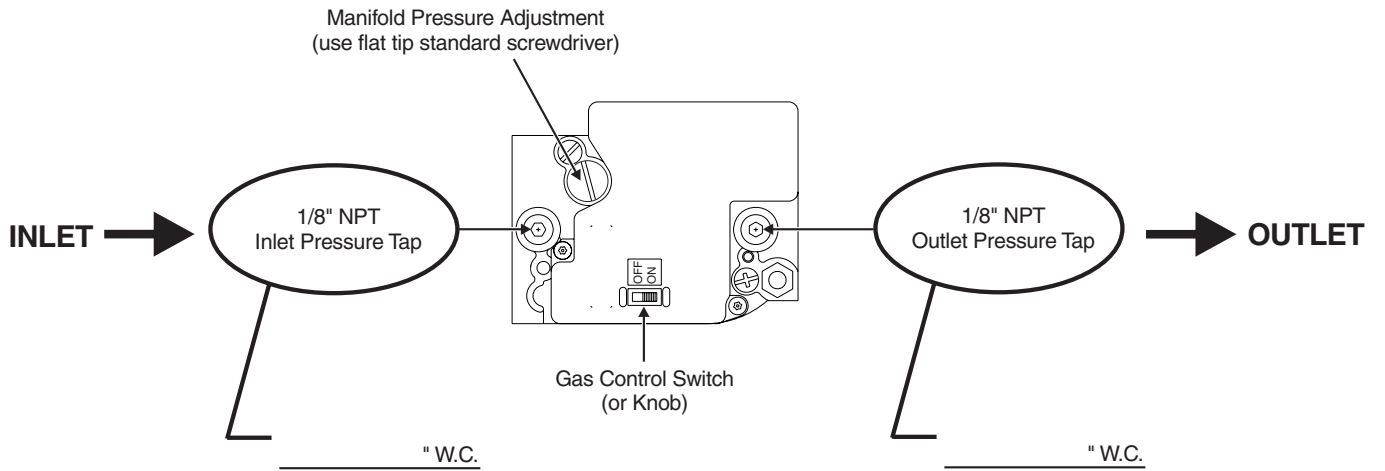
(Standby) Line Voltage\* \_\_\_\_\_  
(Running) Line Voltage \_\_\_\_\_  
(Standby) Low Voltage\* \_\_\_\_\_  
(Running) Low Voltage \_\_\_\_\_  
Unit Ground (Yes/No)? \_\_\_\_\_

Plenum Size:      Blower Motor Speed Tap (Heating) \_\_\_\_\_  
Return \_\_\_\_\_      (Cooling) \_\_\_\_\_  
Supply \_\_\_\_\_  
Number of Runs \_\_\_\_\_

\* Measure before the furnace is put into operation.

(A) - (B) = \_\_\_\_\_ °F Temperature Rise      Total Static Pressure \_\_\_\_\_ "WC.

## Measuring Gas Pressure



## Vent Items for Gas Furnaces

### Exhaust

Type \_\_\_\_\_

Rise, Pitch \_\_\_\_\_

Diameter \_\_\_\_\_

Length \_\_\_\_\_

# of 90's \_\_\_\_\_

# of 45's \_\_\_\_\_

### Intake (if applicable)

Type \_\_\_\_\_

Rise, Pitch \_\_\_\_\_

Diameter \_\_\_\_\_

Length \_\_\_\_\_

# of 90's \_\_\_\_\_

# of 45's \_\_\_\_\_